

## Mouse navigation

Use the mouse to steer and look around.




Task	Mouse action
To interact with objects in the environment	Click the mouse when the cursor is over the object.
To configure objects in the environment	Right-click the mouse when the cursor is over the object.
To zoom in and zoom out	Use the scroll button on your mouse.





## Keyboard shortcut keys

Use the shortcut keys on the keyboard to move and interact in the environment.

Task	Key
To move forward	Press the <b>Up</b> arrow key or <b>W</b>
To move back	Press the <b>Down</b> arrow key or <b>S</b>
To view the online help	Press <b>F1</b>
To personalize your avatar	Press <b>F2</b>
To configure and troubleshoot the audio	Press <b>F3</b>
To gain access to the Options menu	Press <b>F4</b>
To show or hide the name labels	Press <b>F6</b>
To pin/unpin the minimap	Press <b>F8</b>
To use the laser pointer	Press <b>L</b>
To mute and unmute the audio	Press <b>M</b>
To send a text chat to users in the environment	Press <b>T</b>
To switch between the first person view and the third person view	Press <b>V</b>
To jump in the environment	Press <b>Spacebar</b>
To escape or release the cursor from the environment	Press <b>Esc</b>
To switch to a full screen view	Press <b>Alt + Enter</b>
To zoom in and zoom out	Use the <b>plus key (+)</b> and <b>minus key (-)</b> keys

## Cursor controls

Cursor image	Cursor image description
	You can now interact with an AvayaLive™ Engage object, such as a projection screen, a door lock, a drop box, or a desktop sharing location.
	You can move through the AvayaLive™ Engage environment.
	You cannot enter this area or you cannot interact with this AvayaLive™ Engage object.

Cursor image	Cursor image description
	You are approaching a AvayaLive™ Engage object, but are not yet close enough to interact with the object.
	You can now interact with a Web page projection and click the links on that Web page.
	You can magnify to view a shared desktop in a pop-in window.
	You can interact with a document or a Web renderer surface.

## Gestures

Use the shortcut keys on the keyboard for gestures.

Task	Key
To show enthusiasm	Press 0
To wave	Press 1
To raise your hand	Press 2
To clap	Press 3
To point	Press 4
To refuse	Press 5
To shrug	Press 6
To use talking gestures	Press 7
To use speech gestures	Press 8
To short wave	Press 9



## **AvayaLive™ Engage quick reference guide**